



PORTABLE 4000

Max Load
400 lbs



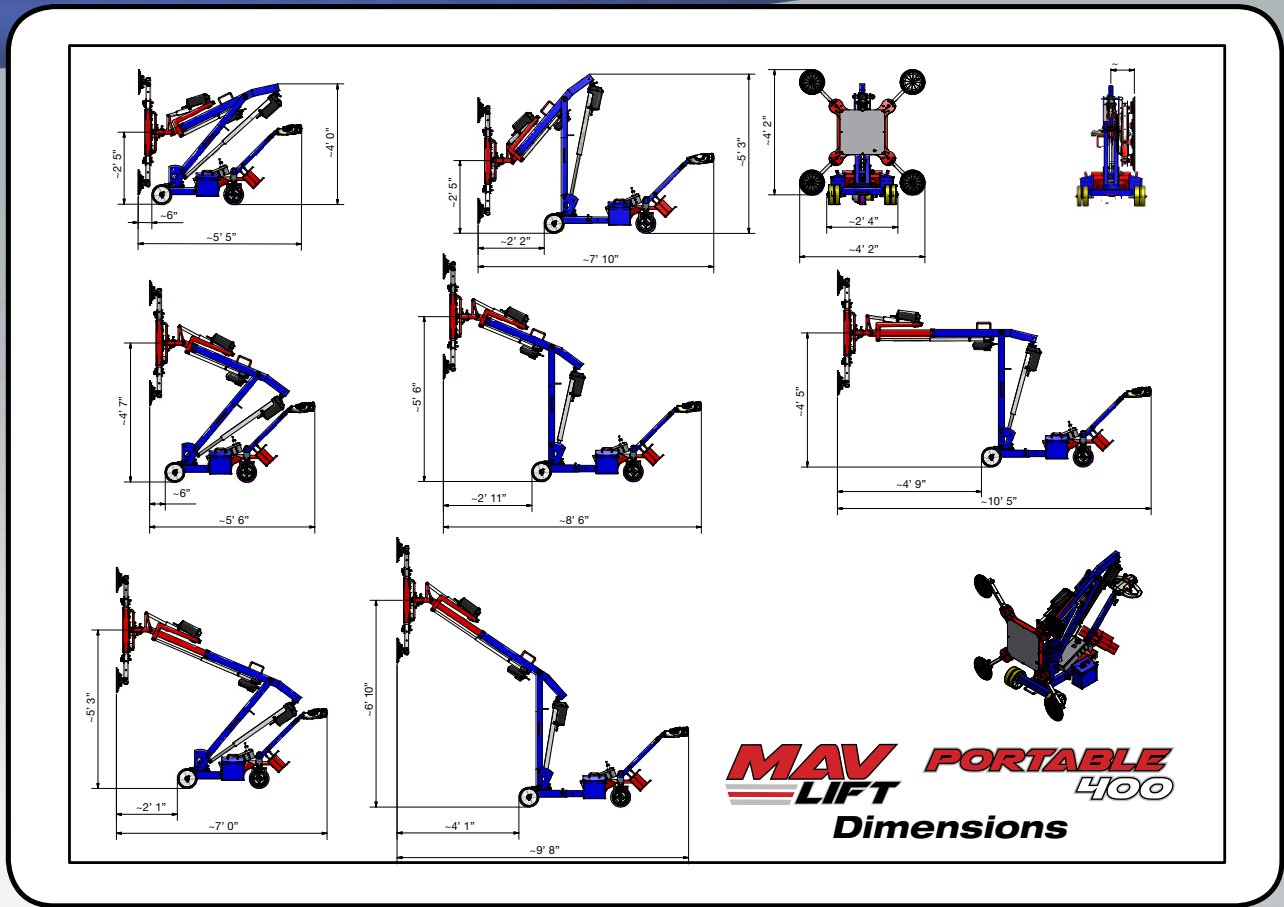
MAVLift.com

With the MAVLift Portable 400 you are able to count on high-quality components, long-lasting and stable materials. Thanks to the electric self-driving impulse motor, loads can be handled by one person. The machine is compact, easily assembled in minutes, and can easily be carried to and from the site by hand.

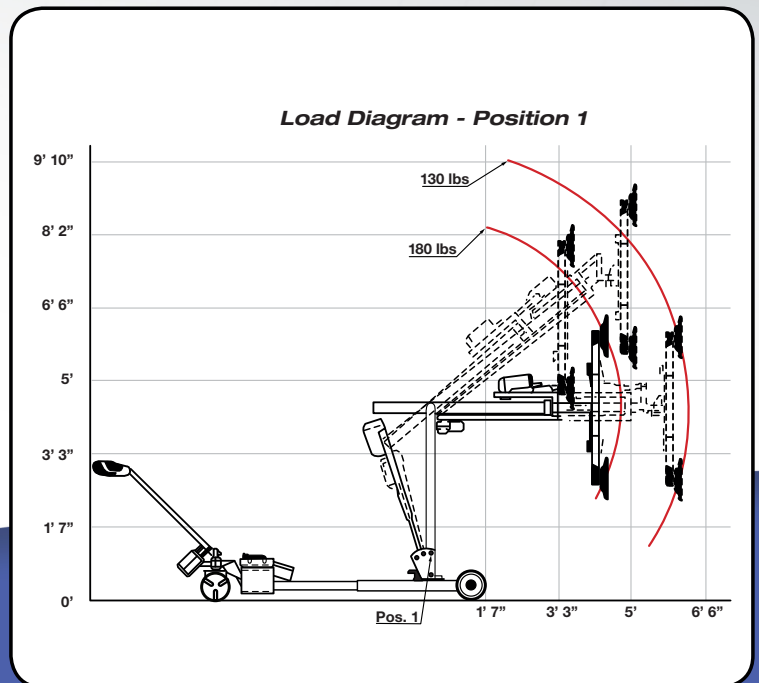
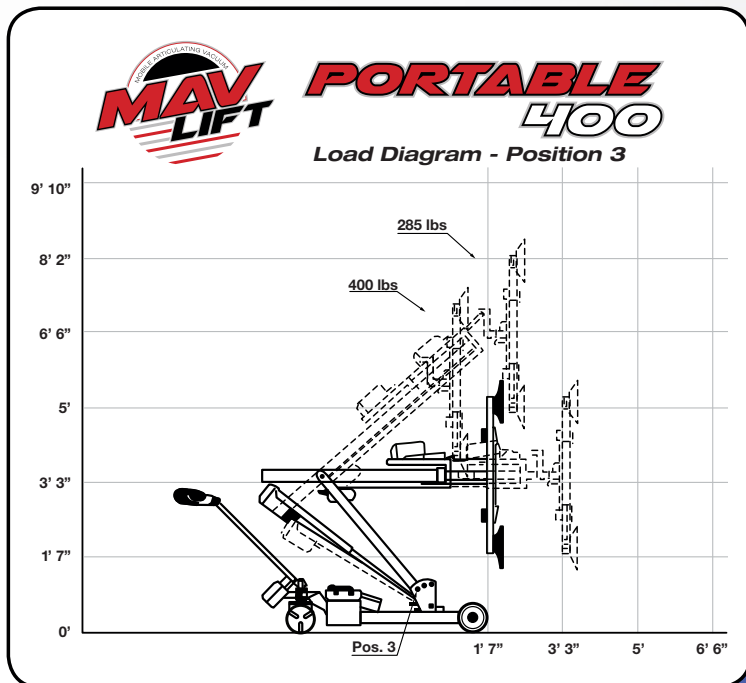
The wired remote can control the features of the vacuum cups, along with the telescoping lifting arm.



Dimensions



Rated Load Chart





PORTABLE 400

Technical Data

Max Load Capacity	400 lbs
Machine Weight (Without Counterweights)	460 lbs
Machine Weight (With removable Counterweights installed)	507 lbs
Maximum Permitted Slope	10°
Powered Lateral Sideshift	4"
Power Requirements	Battery: 110v/240v Charger Pump: 12v DC
Vacuum System	2 Vacuum Pumps 4 Cups

Specifications

Safety Features

- Overload Switch
- Stop Switch
- Vacuum Lost/Overloading Indicator

Standard Features

- Lifting Unit Electrically Turns in All Directions and Telescopes to the Front
- Synchronous Controls- automatically keeps a constant inclination angle of vacuum unit
- Quick Assembly and Disassembly
- Adjustable Suction Frame
- Wired Remote Control
- Suitable for Overhead Lifting
- 4" Lateral Sideshift (left and right)
- 180° Suction Unit Rotation (manual left and right)
- 90° Slew of Vacuum Unit (left and right)
- Designed to fit in a standard elevator
- Two Independent Vacuum Circuits with Two Pumps and Two Vacuum Reserve Tanks
- Robotic Arm Powered by Electric Actuators for Precision Control
- Operates on Two 12v DC Rechargeable Batteries or While Plugged into Standard Outlet



MAVLift.com